



GOVERNMENT SIDDHA MEDICAL COLLEGE AND HOSPITAL, PALAYAMKOTTAI														
OPD GRAND TOTAL CENSUS JANUARY - DECEMBER 2021											2021			
Month	General Medicine		SURGERY	Speical Medicine		Thokkanam	Gyn Medicine		Child Medicine		Evening OP & Others	Emergency M	Grand Total	Total Cases Per day
	UG	PG	UG	UG	PG	UG	UG	PG	UG	PG				
Jan	2301	1106	1047	339	3536	43	550	72	170	408	0	0	9572	309
Feb	2652	1194	1435	366	4418	59	578	113	279	557		0	11651	416
Mar	3286	1420	1608	489	4436	90	721	209	370	885	297	0	13811	446
Apr	2448	1021	1177	514	3482	0	426	91	272	407	132	0	9970	332
May	2601	1072	751	518	1135	0	154	16	10	17	0	0	6274	202
Jun	3982	1256	741	571	1202	0	308	65	86	54	0	0	8265	276
Jul	2868	667	1277	538	2798	0	963	51	323	307	116	0	9908	320
Aug	2777	820	1404	585	3092	0	905	44	273	330	217	0	10447	337
Sep	2783	781	259	480	3272	0	898	31	305	295	304	0	10408	347
Oct	2723	872	1242	452	3308	0	958	39	194	321	378	0	10487	338
Nov	2552	953	1069	344	3362	0	814	48	253	327	325	0	10047	335
Dec														
Total														


PRINCIPAL
 Govt. Siddha Medical College
 Palayamkottai


 16.12.2021
RESIDENT MEDICAL OFFICER
 Govt. Siddha Medical College
 Palayamkottai

GOVERNMENT SIDDHA MEDICAL COLLEGE AND HOSPITAL, PALAYAMKOTTAI												
IN PATIENTCENSUS BED OCCUPIED JAN-DEC 2021										2021		
Month	General Medicine		Surgery Medicine	Speical Medicine		Thokkanam	Gyn Medicine		Child Medicine		G.TOTAL	Percentage
	UG	PG	UG	UG	PG	UG	UG	PG	UG	PG		
JAN	727	447	264	74	560	249	281	99	18	392	3111	29.00%
FEB	927	455	302	414	1036	367	139	102	6	953	4701	48.00%
MAR	878	516	326	457	854	382	96	238	66	773	4586	42.20%
APRIL	162	135	98	168	97	147	24	96	32	420	139	47.00%
MAY	NIL											
JUNE	NIL											
JULY	344	223	133	334	242	321	51	49	0	92	1789	16.48%
AUG	687	453	343	421	568	420	95	93	32	75	3187	29.37%
SEP	602	395	204	218	531	453	104	101	34	88	2730	26.00%
OCT	671	279	261	243	572	677	163	152	72	120	3210	30.00%
NOV	638	439	177	172	589	540	162	80	0	49	2846	27.1%
Dec												
TOTAL												


PRINCIPAL
 Govt. Siddha Medical College
 Palayamkottai


 16-12-21
RESIDENT MEDICAL OFFICER
 Govt. Siddha Medical College
 Palayamkottai

GOVERNMENT SIDDHA MEDICAL COLLEGE AND HOSPITAL										INPATIENTS CENSUS 2021							
Month	YR				AD				DIS				RB				
	Male	female	Child	Total	Male	Female	Child	Total	Male	Female	Child	TOTAL	MALE	Female	Child	Total	
Jan	1458	1244	393	3095	72	77	33	182	71	79	16	166	1459	1242	410	3111	
Feb	1726	1978	950	4654	100	122	52	274	84	100	43	227	1742	2000	959	4701	
Mar	1837	1957	841	4635	99	113	56	268	119	140	52	117	1817	1930	839	4586	
Apr	554	465	487	1506	31	21	39	91	80	64	74	218	505	422	452	1379	
May	NIL																
Jun	NIL																
Jul	964	647	89	1700	87	73	10	170	37	37	7	81	1014	683	92	1789	
Aug	1682	1398	107	3187	91	77	10	178	94	74	10	178	1679	1401	107	3187	
Sep	1331	1265	118	2714	75	82	7	164	75	67	6	148	1331	1280	119	2730	
Oct	1413	1625	195	3233	60	71	9	140	65	86	12	163	1408	1610	192	3210	
Nov	1361	1402	45	2808	74	80	5	159	64	56	1	121	1371	1426	49	2846	
Dec																	
Total																	


GOVERNMENT SIDDHA MEDICAL COLLEGE AND HOSPITAL, PALAYAMKOTTAI						
MONTHLY IN PATIENT CENSUS JANEC 2021						
Month	male	female	Children	Total	Percentage	
JAN	1459	1242	410	3111	29.00%	
Feb	1742	2000	959	4701	48.00%	
MAR	1817	1930	839	4586	42.20%	
Apr	505	422	452	1379	47.00%	
May	NIL					
Jun	NIL					
Jul	1014	683	92	1789	16.48%	
Aug	1679	1401	107	3187	29.37%	
Sep	1331	1280	119	2730	26.00%	
Oct	1408	1610	192	3210	30.00%	
Nov	1371	1426	49	2846	27%	
Dec						
Total						


PRINCIPAL
 Govt. Siddha Medical College,
 Palayamkottai.


 16-12-21
RESIDENT MEDICAL OFFICER
 Govt. Siddha Medical College
 Palayamkottai


GOVERNMENT SIDDHA MEDICAL COLLEGE AND HOSPITAL, PALAYAMKOTTAI																
OPD CASES JANUARY 2021											Dec-21					
OLD CASES					NEW CASES					GRAND TOTAL					TOTAL CASES PER DAY	
Month	Male	Female	Child	Total	Male	Female	Child	Total	Male	Female	Child	Total				
January	1548	1157	195	2900	3218	3034	420	6672	4766	4191	615	9572	309			
Feb	2478	2353	394	5225	2828	3141	457	6426	5306	5494	851	11651	416			
Mar	3073	3142	683	6898	2978	3354	581	6913	6051	6496	1264	13811	446			
Apr	2636	2086	365	5087	2633	1933	317	4883	5269	4019	682	9970	332			
May	1698	832	14	2544	2529	1109	92	3730	4227	1941	106	6274	202			
Jun	1381	862	56	2299	3516	2248	202	5966	4897	3110	258	8265	276			
Jul	2357	2181	289	4827	2375	2353	353	5081	4732	4534	642	9908	320			
Aug	2608	2484	327	5419	2385	2355	288	5028	4993	4839	615	10447	337			
Sep	2712	2539	322	5573	2233	2312	290	4835	4945	4851	612	10408	347			
Oct	2758	2498	229	5485	2220	2481	301	5002	4978	4979	530	10487	338			
Nov	2593	2315	290	5198	2321	2219	309	4849	4914	4534	599	10047	335			
Dec																
Total																


PRINCIPAL
 Govt. Siddha Medical College
 Palayamkottai.


 16-12-21.
RESIDENT MEDICAL OFFICER
 Govt. Siddha Medical College
 Palayamkottai.

GOVERNMENT SIDDHA MEDICAL COLLEGE, PALAYAMKOTTAI			
TOTAL NO OF BED STRENGTH (AS ON 01.01.2021)			
DEPARTMENT	SAN. BED UG DEPARTMENT	SAN. BED PG DEPARTMENT	AVAILABLE BED STRENGTH
GENERAL MED	100	46	146
SPL MED	50	71	121
SURGERY	30	0	30
GYNAEC	8	13	21
PAEDIATRIC	12	20	32
TOTAL	200	150	350


PRINCIPAL
 Govt. Siddha Medical College
 Palayamkottai


 16-12-21
RESIDENT MEDICAL OFFICER
 Govt. Siddha Medical College
 Palayamkottai